



# **O2k-Core Manual**

## **high-resolution respirometry**

# OROBOROS O2k-Core Manual








Mitochondrial Physiology Network 19.18(04):1-60 (2016)  
Version 04: 2016-08-08 ©2014-2016 OROBOROS  
Updates: [http://wiki.oroboros.at/index.php/MiPNet19.18\\_O2k-Core\\_Manual](http://wiki.oroboros.at/index.php/MiPNet19.18_O2k-Core_Manual)

## O2k-Manual: Contents

### O2k Series G - DatLab 7

[wiki.oroboros.at](http://wiki.oroboros.at)



<b>O2k-Core</b>	 <b><a href="#">O2k-Core</a></b>	<b>Page</b>
① O2k-Manual: user information	<a href="#">MiPNet07.08</a>	
<b>A</b> Oxygraph-2k: start high-resolution respirometry*	<a href="#">O2k-Start</a>	<b>3</b>
<b>B</b> Service of the polarographic oxygen sensor OroboPOS*	<a href="#">POS-Service</a>	<b>17</b>
<b>C</b> DatLab guide	<a href="#">DatLab-Guide</a>	<b>23</b>
<b>D</b> O2k-calibration by DatLab	<a href="#">O2k-Calibration</a>	<b>39</b>
<b>E</b> Oxygen flux analysis	<a href="#">O2-Flux-Analysis</a>	<b>49</b>
<b>TIP2k</b>	 <b><a href="#">TIP2k</a></b>	
Titration-Injection microPump TIP2k manual	<a href="#">MiPNet12.10</a>	
<b>O2k-MultiSensor</b>	 <b><a href="#">O2k-MultiSensor</a></b>	
O2k-Fluo LED2-Module	<a href="#">MiPNet17.05</a>	
O2k-MultiSensor system with ion selective electrodes (ISE)	<a href="#">MiPNet15.03</a>	
O2k-MultiSensor system with amperometric sensors (NO, H <sub>2</sub> S, H <sub>2</sub> O <sub>2</sub> )	<a href="#">MiPNet15.05</a>	
<b>O2k trouble shooting</b>	 <b><a href="#">O2k-trouble shooting</a></b>	
<b>Oxygraph-2k Standard Operating Procedures</b>	 <b><a href="#">O2k-SOP</a></b>	

\* Videosupport

